

Использование цифровых образовательных ресурсов на уроках английского языка



Кирюхина Галина Григорьевна
учитель английского языка
МБОУ СОШ №22 имени Г.Ф. Пономарева
г.Сургут

Цифровые технологии преобразуют изучение языка: интерактивность и персонализация в обучении.

Ресурсы электронного обучения и дистанционных образовательных технологий

Оффлайн

 @mail.ru

 Яндекс

Почта

 Gmail

 UCHI.RU

 ЯКласс

 РОССИЙСКАЯ
ЭЛЕКТРОННАЯ
ШКОЛА

 WhatsApp

 Яндекс Учебник

 f

 G+







 Сетевой Город. Образование

Онлайн

 skype™

 Microsoft Teams



 zoom

Задачи:

- предъявлять новый учебный материал
- повторять и закреплять пройденные лексические единицы
- проводить промежуточный и итоговый контроль усвоения знаний
- создать игровые учебные ситуации
- помочь учащимся подготовиться к выполнению ВПР, сдаче ОГЭ и ЕГЭ
- приобрести навыки работы с компьютером;

Ключевые виды цифровых образовательных ресурсов

Электронные учебники

Доступные онлайн или в приложениях учебники содержат интерактивные упражнения и мультимедийный контент для глубокого усвоения материала.

Мультимедийные образовательные платформы

Ресурсы, такие как Coursera и Duolingo, предлагают структурированные курсы с видео, тестами и заданиями, адаптируемыми к уровню учащегося.

Облачные системы дистанционного обучения

Платформы вроде Moodle позволяют организовывать учебный процесс с распределением заданий, контролем и коммуникацией между преподавателем и учениками.

Мобильные приложения

Удобные инструменты для изучения языка на ходу с геймификацией, повторениями и мгновенной обратной связью повышают регулярность занятий.

Интерактивные словари и медиа-ресурсы

Онлайн-гlossарии и площадки для обмена аудио- и видеоматериалами развивают навыки понимания и произношения в естественной среде общения.

Преимущества цифровых ресурсов в изучении английского

Повышение мотивации через интерактивность

Использование игр, викторин и мультимедийных упражнений делает процесс обучения увлекательным и стимулирует регулярные занятия. Интерактивность помогает вовлечь учеников любого возраста.

Индивидуальный темп и мгновенная обратная связь

Каждый студент может изучать материал с удобной скоростью, получая моментальные оценки и корректировки, что способствует эффективному усвоению и закреплению знаний.

Расширение практики и доступ к аутентичным материалам

Онлайн-ресурсы обеспечивают доступ к современным текстам, видео и аудио на английском языке, расширяя круг общения за пределами класса и усиливая реальное применение языка.



Проблемы в использовании цифровых образовательных ресурсов

Неравномерный доступ к высокоскоростному интернету и техническим устройствам ограничивает охват обучающихся



Практические рекомендации для успешной интеграции ЦОР

Совмещать традиционные методы с онлайн-обучением (Blended Learning) для максимального охвата и адаптации разных учебных стилей.

Активно использовать аналитику и обратную связь для мониторинга прогресса и своевременной корректировки учебных планов.

Включать в программу живое общение с носителями языка и проектные работы, чтобы развивать практические навыки и мотивацию.

Использование интернет ресурсов на уроках английского языка заключается в повышении уровня сформированности иноязычной коммуникативной компетенции учащихся.



Лидеры рынка образовательных платформ и их особенности

Duolingo предлагает игровые уроки, адаптирующиеся под уровень пользователя, что мотивирует к ежедневным тренировкам и улучшению знаний

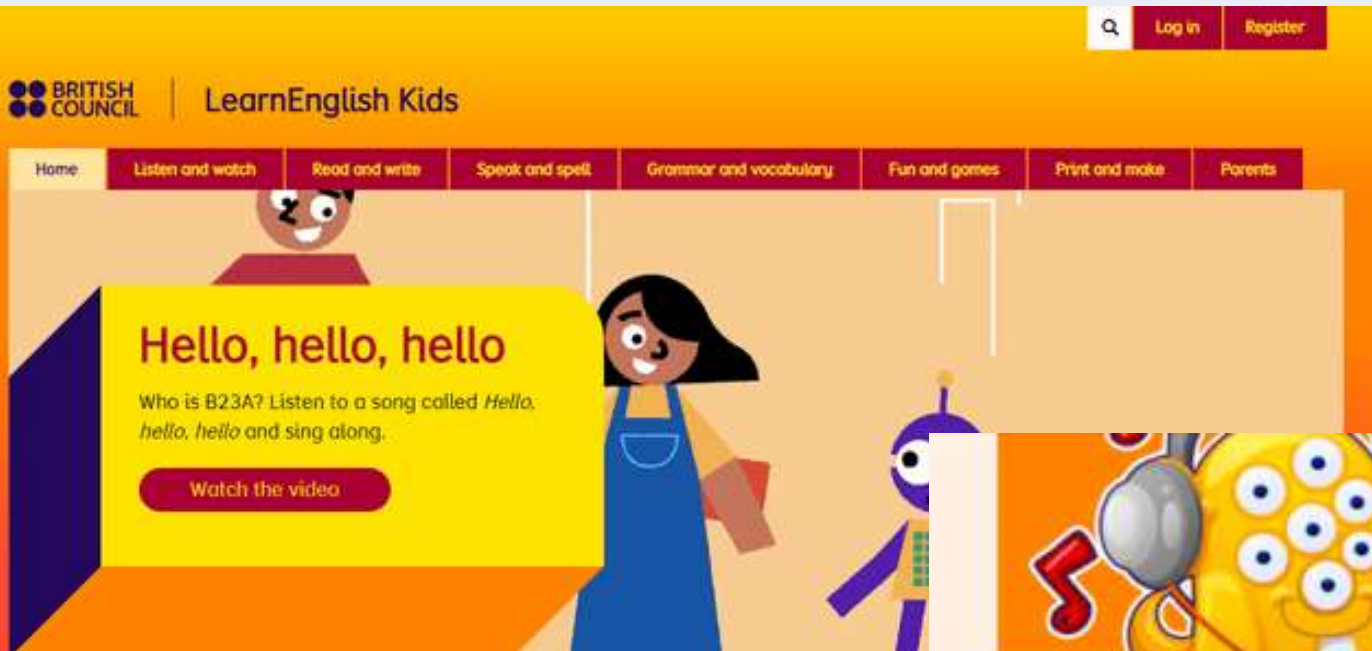
Skyeng обеспечивает персональные занятия с преподавателями и интерактивные материалы, применяя ИИ для развития разговорных навыков и произношения.

LinguaLeo объединяет мультимедийные курсы с элементами геймификации, позволяя изучать английский через фильмы, книги и игры.

BBC Learning English предоставляет качественные видео и аудиоматериалы, концентрируясь на разнообразии тем и аутентичных контентх.



Learn English Kids



The screenshot shows the top navigation bar of the website. On the left is the British Council logo. To its right is the text 'LearnEnglish Kids'. Further right are 'Log in' and 'Register' buttons. Below this is a horizontal menu with categories: 'Home', 'Listen and watch', 'Read and write', 'Speak and spell', 'Grammar and vocabulary', 'Fun and games', 'Print and make', and 'Parents'. The main banner features a yellow box with the text 'Hello, hello, hello' and a sub-headline 'Who is B23A? Listen to a song called *Hello, hello, hello* and sing along.' A 'Watch the video' button is located below the text. The background of the banner shows a cartoon girl in a blue apron and a purple alien character.



Songs

Do you like listening to songs in English? Singing songs is a great way to get better at speaking English and we have lots of great songs for you to enjoy. Listen to songs, print activities and post comments!

[Learn more](#)

Short stories

Do you like listening to and reading stories? Reading stories is a great way to improve your vocabulary and we have lots of great stories for you to watch. Watch stories, print activities and post comments!

[Learn more](#)




Wordwall

Wordwall Быстрее создавайте лучшие уроки Главная страница Функции Мои занятия Мои результаты Создать занятие Повисить

0:01 ✓ 0

The cat is ____ the box



A on B in

B under

1 из 6

опрос

Поделиться

Переключить шаблон

ИНТЕРАКТИВНЫЙ

- Викторина
- Викторина "Игровое шоу"
- Откройте поле
- Случайное колесо

Показать все

Активация Windows
Чтобы активировать Windows, перейдите в раздел "Параметры".



Describe the Picture

Speaking Skills for Teens



Do you eat often with your family?

What colours do you see?

What objects do you see?

What are people doing?



What are they wearing?

How do you think they're feeling?

Have you ever done an outdoor activity like this?

Easter Puzzle Worksheet

puzzled!

Easter Word Search

Can you find all of the hidden words?



d	i	b	o	n	n	e	t	z	s
a	m	r	t	c	g	d	l	a	y
f	i	x	p	k	c	h	i	c	k
f	s	b	v	m	w	l	f	m	u
o	j	u	g	n	e	s	t	t	e
d	q	n	w	f	b	p	w	o	n
i	t	n	y	r	a	k	e	y	l
l	v	y	z	g	h	v	g	j	a
h	n	p	e	b	i	r	g	l	m
b	a	s	k	e	t	q	i	g	b

bunny	egg	bonnet	nest
chick	lamb	daffodil	basket

Easter Word Jumble

Rearrange the letters to reveal Easter-themed words.

- betnon
- nynub
- skatbe
- cikhc
- fidfodal
- mabl
- raetes geg
- sent
- gge upc

b				t				
b			y					
b				t				
c			k					
d					l			
l		b						
E				r		e		g
n			t					
e								p



Easter Word Puzzle

Can you make 10 words from the words below? Your words must be at least 4 letters long and you can only use each letter once.

EASTER EGGS

Easter Riddle



What am I?

My first is in BONNET and also in FUN.
My second's in NEW but never in WON.
My third is in BASKET and also in SPRING.
My last is in TREAT and also BUNTING.



Activity 2

Use the food words to complete the idioms.

cucumber peas tea beans noodle cake cookie honey

- use your n_____
- cool as a c_____
- piece of c_____
- as sweet as h_____
- two p_____ in a pod
- smart c_____
- not my cup of t_____
- spill the b_____

MagicSchool

<https://www.magicschool.ai/>

The image displays the MagicSchool AI interface. On the left is a sidebar with the 'MAGIC SCHOOL PLUS' logo and navigation options: Magic Tools, Raina (Chatbot), Output History, MagicStudent, Love, Training, Share the Magic, Upgrade, and a 'Plus ends in 12 days' notification. The main dashboard features a search bar and filter tabs for 'All', 'Planning', 'Content', 'Questions', 'Intellectual Prep', 'Student Support', 'Communication', and 'Community Tools'. Below these are tool cards for 'E-mail Family', 'Vocabulary List Generator', 'E-mail Responder', 'Project Based Learning (PBL)', and 'YouTube Video Summarizer'. A detailed view of the 'Group Work Generator' tool is shown on the right, including its title, an 'Edit Prompt' button, and the following details:

Group Work Task: Exploring Free Time Activities

Grade Level: 7th grade

Duration: 10 minutes

Objective: Students will work collaboratively to brainstorm and discuss different free time activities, considering their personal interests, preferences, and the benefits of engaging in these activities.

Materials Needed:

- Chart paper or whiteboard
- Markers or whiteboard markers

Instructions:

1. **Forming Groups:** Divide the class into groups of 5 students each, ensuring a balanced mix of skills and personalities within each group. If necessary, assign group roles such as a facilitator, timekeeper, note-taker, and presenter, to ensure a smooth and productive collaborative process.
2. **Setting the Context:** Explain to the students that free time refers to the

At the bottom of the tool view are an 'Actions' button and a 'Send a message' input field. A watermark 'Активация Windows' is visible in the bottom right corner.

Educaplay



Play with us!



Yes or No Is it created with Artificial Intelligence?

EDUCAPLAY EDUCATIONAL
RESOURCES
★★★★☆ (410)

Images, songs... Nothing is what it seems anymore. Are they generated with AI, or are they real?



Froggy Jump Animal Wisdom

EDUCAPLAY EDUCATIONAL
RESOURCES
★★★★☆ (1223)

Become a genius of the
Animal Kingdom



Quiz The ecological footprint

EDUCAPLAY EDUCATIONAL
RESOURCES
★★★★☆ (50)

Do you know en
about ecology t
this quiz?



Memory Game Don Rreard



Matching Pairs New Seven



Word Search Olympic Sp

Who wrote the book 'Harry Potter and the Philosopher's Stone'?



Videouroki.Net

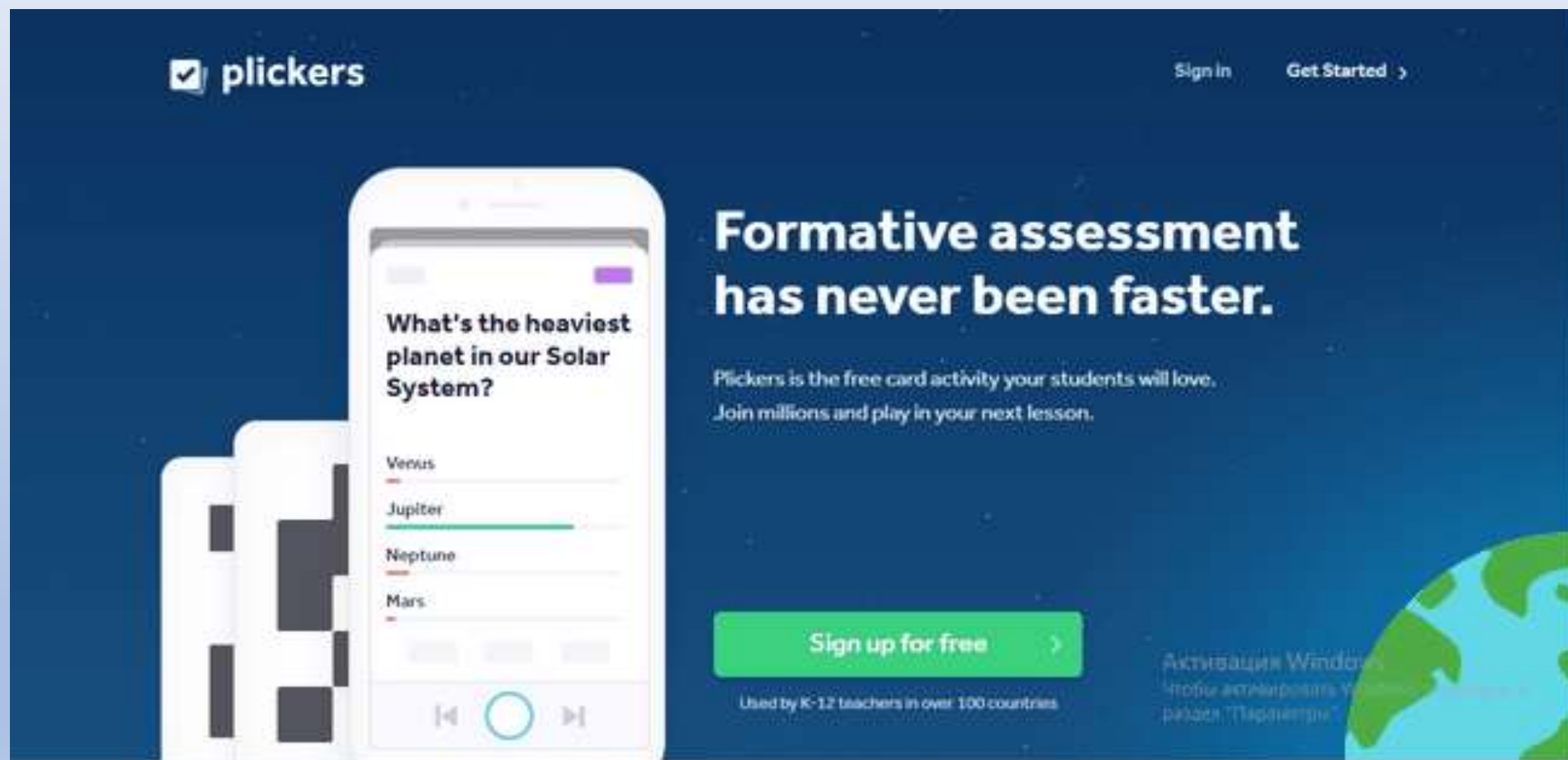
The screenshot shows the website interface for Videouroki.Net. At the top, there is a navigation bar with categories: БЛОГ, КУРСЫ, КОМПЛЕКТЫ, ОЛИМПИАДЫ, ВЕБИНАРЫ, ВЛЮЦ, КОНСПЕКТЫ, **ТЕСТЫ**, and РАЗРАБОТКИ. Below the navigation bar is a search bar with the text "Введите текст для поиска..." and a magnifying glass icon. To the right of the search bar are buttons for "Пройти тест" and "Создать тест", along with a user profile for "Марина".


The main banner features the text "Новый сервис компьютерного тестирования для учителей!" (New computer testing service for teachers!) and "Объективная, быстрая и удобная проверка знаний учащихся." (Objective, fast and convenient check of students' knowledge.). It includes a list of steps: "1. Создайте тест", "2. Раздайте ученикам", and "3. Получите результаты". To the right, under "Супер возможности для учителей!" (Super possibilities for teachers!), there is a list of features: "Выбор критериев оценки.", "Ограничение тестов по времени.", "Случайное выпадение вопросов и ответов.", "Добавление подсказок и заданий разной сложности.", and "Различные типы вопросов с картинками и видео." A yellow banner in the top right corner of the main area says "БЕСПЛАТНО!" (FREE!).

Below the banner, there are filters for "Показывать" (Show) with dropdowns for "Все предметы" (All subjects) and "Все классы" (All classes). The section is titled "Онлайн-тесты" (Online tests) and contains the text: "В этом разделе сайта вы найдете тесты, разработанные тысячами учителей для своей работы. Вы можете бесплатно выполнить их и проверить свои знания или создавать собственные тесты и раздавать их своим ученикам в качестве домашнего задания или контроля знаний на уроке. После выполнения теста ученик получит оценку и работу над ошибками, а у вас в личном кабинете появится список всех учеников и их результаты." (In this section of the site you will find tests developed by thousands of teachers for their work. You can freely perform them and check your knowledge or create your own tests and give them to your students as homework or control of knowledge in class. After completing the test, the student will receive a grade and work on errors, and you will have a list of all students and their results in your personal cabinet.)

On the right side, there is a section titled "Как работать с тестами?" (How to work with tests?) with a video player showing a score of 5. At the bottom left, there is a printer icon and the text "принтер.jpg". At the bottom right, there is a "Показать все" (Show all) button.

Plickers.

The image shows a promotional banner for the Plickers website. On the left, a smartphone displays a quiz question: "What's the heaviest planet in our Solar System?". Below the question are four radio button options: Venus, Jupiter (which is selected), Neptune, and Mars. The Plickers logo is in the top left, and navigation links for "Sign In" and "Get Started" are in the top right. A large green button with the text "Sign up for free" is positioned in the lower right area. Below this button, it states "Used by K-12 teachers in over 100 countries". In the bottom right corner, there is a small, partially visible Russian watermark: "Активация Windows. Чтобы активировать Windows, перейдите в раздел 'Параметры'".

 plickers

Sign In Get Started >

Formative assessment has never been faster.

Plickers is the free card activity your students will love. Join millions and play in your next lesson.

[Sign up for free](#) >

Used by K-12 teachers in over 100 countries

Активация Windows. Чтобы активировать Windows, перейдите в раздел "Параметры".



Все задания

6 (Б)

6 (В)

6 (Г)

6 (Д)

7 (Б)

7 (В)

7 (Г)

7 (Д)

7 (Ж)

8 (А)

8 (Б)

8 (В)

8 (Г)

8 (Д)

9 (А)

9 (Б)

9 (В)

9 (Г)

10 (А)

10 (Б)

10 (В)

10 (Г)

Задание от 13 апреля, 11:40

Подготовка к ВПР • 4 упражнения

Правильные ответы

Видны после решения

 [Предпросмотр](#)

 [Переименовать](#)

 [Удалить задание](#)

Готово, домашнее задание ушло в календарь вашему ученику, а оценки за выполненные работы попадут прямо в журнал. Также вы можете продублировать ссылку ниже в любом удобном для вас канале.

edu.skysmart.ru/student/kifugaputo

[Скопировать](#)

Listening

Choose the correct options

Look at the picture, listen and answer the questions.



00:00 / 01:20

1. Yes, .

2. No, .

3. No, .

Listen and choose the correct options to complete the sentences

00:00 / 01:25

1. Sentence 1.

- ...on Sundays
- ...at the moment

2. Sentence 2.

- ...usually
- ...now

3. Sentence 3.

- ...at 1 o'clock
- ...at present

4. Sentence 4.

- ...now
- ...every day in autumn

Reading

I would like to tell you a story about the life of my grandfather Anton — the man our family is really proud of.

He was born in **1941** in the city of Ulyanovsk. When he was born, his father said: 'He will be a big man! Look at his clever eyes!' We will see that this was true.

He grew up during the Great Patriotic War. His mother sent him to the kindergarten where he learnt to read at the age of **5**. When he went to school, studying wasn't difficult for him. When English lessons started, he showed great interest in this subject.

After school, he passed his exams and went to university to study languages and translation. When he was a student, he started translating short texts from English and French, and his teachers said he had a real talent. After he graduated from university, Anton became a professional translator.

He started working at an organisation that printed books. He translated about **50** books for them, and he also worked together with a woman named Maria who became my grandmother in the end. Soon they got married, and in **1972** she had a baby — my father Denis. He also became a translator later, but he did translations from German rather than English.

My grandfather Anton worked all his life and gave a chance for lots of people to read wonderful books translated into Russian. He officially retired at the age of **65**, but he kept working even after. Unfortunately, he died **3** years ago because of an illness.

As for me, now I study at school. My favourite subject is English. I'm not sure yet, but maybe one day I'll also become a translator like my father and grandfather.

1) Anton learned to read before he went to school. .

2) Anton stopped working at the age of **65**.

Grammar

PART 2.

1. We use **something, somebody/someone, somewhere** in .

Example:

— Shh, there's **someone/somebody** at the door.

2. We mostly use **anything, anybody/anyone, anywhere** in .

Example:

— Is there **anything** I can do for you? — I couldn't find you **anywhere** yesterday!

PART 3.

We always use all these words from PART 1 with a .

Example:

— There is **everything** you need!

Шаги решения:

Grammar. Some-, any-, every- (0 Б.)

Some can be transformed with the similar **indefinite** meaning into **something** — to talk about a **thing**, **somebody/someone** — **person**, and **somewhere** — to talk about a **place**. As **some**, these **pronouns** are used in **statements**. It's **not necessary** or **not possible** to know **exact** thing, person, or place. Study the table below.

► Нажми, чтобы прочитать перевод.

Word	Translation	Example
Something	Что-то, кое-что, что-нибудь	— I'm hungry! — Ok, I'll get you something to eat
Somebody/someone	Кто-то, кое-кто	— Shh, there's someone/somebody at the door
Somewhere	Кое-где, где-то	— Where are you? — I don't know. I'm somewhere near road 65

Any can be transformed with the same **indefinite** meaning of into **anything** — to talk about a **thing**, **anybody/anyone** — to talk about a **person**, and **anywhere** — to talk about a **place**. As **any**, these **pronouns** are used in **negative** sentences and **questions**. They are used when it's **not necessary** or **not possible** to know exact thing, person, place or manner. Study the table below.

► Нажми, чтобы прочитать перевод.

Word	Translation	Example
Anything	Что-либо, что-нибудь, ничего (в отрицательных предложениях)	— Is there anything I can do for you? — Not really, thank you.



1. Some and any. Choose correct or incorrect (2 Б.)

Choose if the use of **some** and **any** is correct in these sentences.

▶ Нажми, чтобы прочитать перевод.

1) I don't need **some** help with my project. Thanks!

2) Do you have **any** friends who play tennis?

Correct

Incorrect

Шаги решения:

Here's Tanya's story about her morning in a big family. For Part 1, read the text and fill in the gaps 1)–4), typing the words you see above the text into the empty fields below. For Part 2, read the text again and choose if the statements are True or False.

▶ Нажми, чтобы прочитать перевод.

everybody • everybody • anywhere • somewhere

Every person has a family, but everyone understands it differently. In my family, there are my mother Maria and my stepfather Joshua, my two twin brothers, Ken and James, my sister Katie with her husband Tom, and their daughter Mira — my niece. We all live together, and I'd like to tell you about my morning in a big family.

When I wake up, I can hear that 1) <...> isn't sleeping either. I go to the bathroom, but I can't open the door because there is always somebody who is faster. This is Katie who goes to work early. When I take my toothbrush, I see that there isn't any toothpaste. 'Can anyone bring the paste, please? I can't find it 2) <...>'. 'Here you are', says mum. 'Come and have breakfast. Everything is ready.'

When I come to the kitchen, I see my twin brothers fighting. 'What's the problem,' I ask. And Ken says: 'Jamie has got some candies but he doesn't want to share.' 'Give me the candies, James. I'll give you one after breakfast'. 'I don't have any candies. I've put them 3) <...>', and I don't remember where!

My stepfather Joshua is reading a paper. 'Any news?' I ask. And he says that there is nothing interesting. Tom needs to drive Mira to the kindergarten, but he can't find her anywhere. When he finds her under his bed, he says: 'Mira, we don't have any time! We need to go!'

After breakfast 4) <...> leaves and comes back in the evening. Sometimes I feel that there are too many people in one place, but I know that everyone in my family is happy because we are never alone.

Part 1:

1)
2)
3)
4)

Part 2

1) Katie goes to work last.

2) There are no people at home in the afternoon.

Choose the right grammatical form in each gap to complete the text

Hello, my favourite followers! Today I am going to tell you about my holiday which I

near Niagara Falls. Look! The sun , the birds

am spending , but I suppose you cannot hear it because of the noise. Right

spend ownstream you can see the Rainbow Bridge between the USA

spending en to pedestrians and cars, so people always

spends there freely to observe Niagara Falls. It's all for now! See you!

Сообщить об ошибке

Writing a letter

Vocabulary: Parts of an E-mail

Интерактивные задания > Vocabulary > Writing an Email

Put the words in the correct groups

With love Dear John All the best Bella Best wishes
Hope to hear from you soon Write back soon
Thank you for your recent e-mail Hello, Alice
I was very glad to hear from you again Hi, Jim Thanks for writing to me
Yours Alice Please, write to me soon

Greeting

Ending

Thanks for the letter

Further contacts

Signature

Put the words in the correct groups

Greeting

Dear John Hello, Alice
Hi, Jim

Ending

With love All the best
Best wishes Yours

Thanks for the letter

Thank you for your recent e-mail
I was very glad to hear from you again
Thanks for writing to me

Further contacts

Hope to hear from you soon
Write back soon
Please, write to me soon

Signature

Bella Alice

Read the letter. Put the numbers of paragraphs in the correct order

1 6 2 4 3 5

Petya

In your e-mail you asked me about my favourite subject. As for me, I don't have my favourite subject because I am interested in too many things. For example, I like Literature because I am fond of reading books, especially about the past. Also, I love Physics as it helps us to understand how our world works.

Dear Kolya,

Thank you for your recent e-mail. I was happy to hear from you again. I'm sorry I couldn't answer you earlier because I was busy with my new project at school.

Yours,

I have to go now because I promised my mum to help her in the garden. Hope to hear from you soon!

Complete the text with the linking words. There is one extra option

but Besides As for her not only... but also Moreover Also

Dear Julia,

Thank you for your recent e-mail. I was very glad to hear from you again. I'm sorry I couldn't answer you earlier because I was busy with my preparation for the dance competition.

In your e-mail you asked me about my best friend. Her name is Nastya. She is 12. She is my classmate. , she is fond of dancing, she competes for another club. I like waltz. , she likes Latin American dance. , we like to watch the same films. We both like science fiction. Our parents are best friends too. , my elder brother is dating her sister.

I have to go now because I promised Nastya to watch a new film together tonight.

Hope to hear from you soon!

Best wishes,

Marina

Complete the text with the linking words. There is one extra option

Dear Julia,

Thank you for your recent e-mail. I was very glad to hear from you again. I'm sorry I couldn't answer you earlier because I was busy with my preparation for the dance competition.

In your e-mail you asked me about my best friend. Her name is Nastya. She is 12. She is my classmate. **Moreover**, she is fond of dancing, **but** she competes for another club. I like waltz. **As for her**, she likes Latin American dance. **Also**, we like to watch the same films. We both like science fiction. Our parents are best friends too. **Besides**, my elder brother is dating her sister.

I have to go now because I promised Nastya to watch a new film together tonight.

Hope to hear from you soon!

Best wishes,

Marina

Match the elements

Best

love

All the

for your e-mail

Hope to hear

soon

Thank you

from you soon

You asked me

about

With

best

Dear

wishes

Write back

Mary

Choose the correct options

There are two phrases that you do not need to use.

Dear Karina,

. I'm sorry I couldn't answer you earlier because I was busy with my home duties.

In your e-mail my new school. This is a new school that was opened last year. There are spacious classrooms and large halls. There are 23 students in my class. Our class teacher is very kind. She teaches Mathematics. I got on easily with her and with my classmates.

because I have to go shopping.

from you soon!

, Regina

 Идет 2 этап Регистрация до 31 марта

Входит в перечень Минпросвещения РФ

Описание

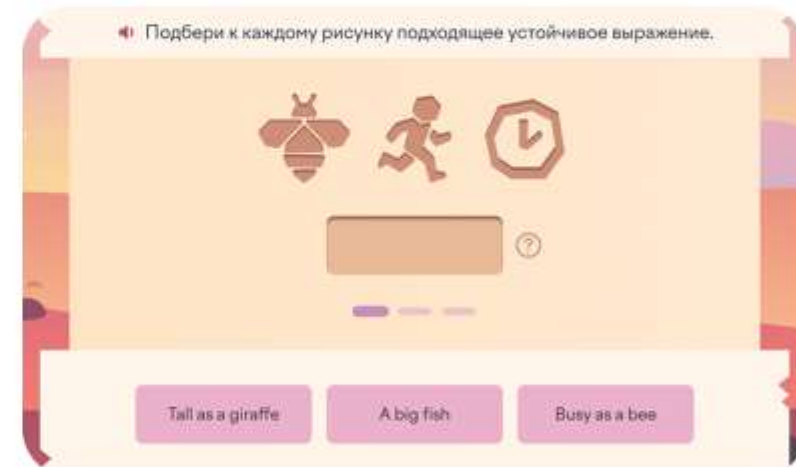
Всероссийская ЯКлассная Олимпиада по английскому проводится **для школьников 4–11 классов и 1–2 курс СПО.**

Олимпиада **входит в перечень мероприятий Минпросвещения России на 2025/2026 учебный год** и направлена на развитие интереса к изучению английского языка....



Олимпиада Учи.ру по английскому языку:


-  Входит в перечень Минпросвещения России на 2025–2026 учебный год
-  Учит применять языковые навыки для решения повседневных ситуаций
-  Помогает сделать изучение языка увлекательным
-  Тренирует владение языком через практические задания



Пример задания

Использование интернет ресурсов и языковых платформ:

- расширяет рамки образовательного процесса
- повышает его практическую направленность
- способствует повышению мотивации учащихся в образовательном процессе
- способствует развитию интеллектуальных, творческих способностей учащихся
- способствует развитию умений самостоятельно приобретать новые знания



Thank you for your attention!